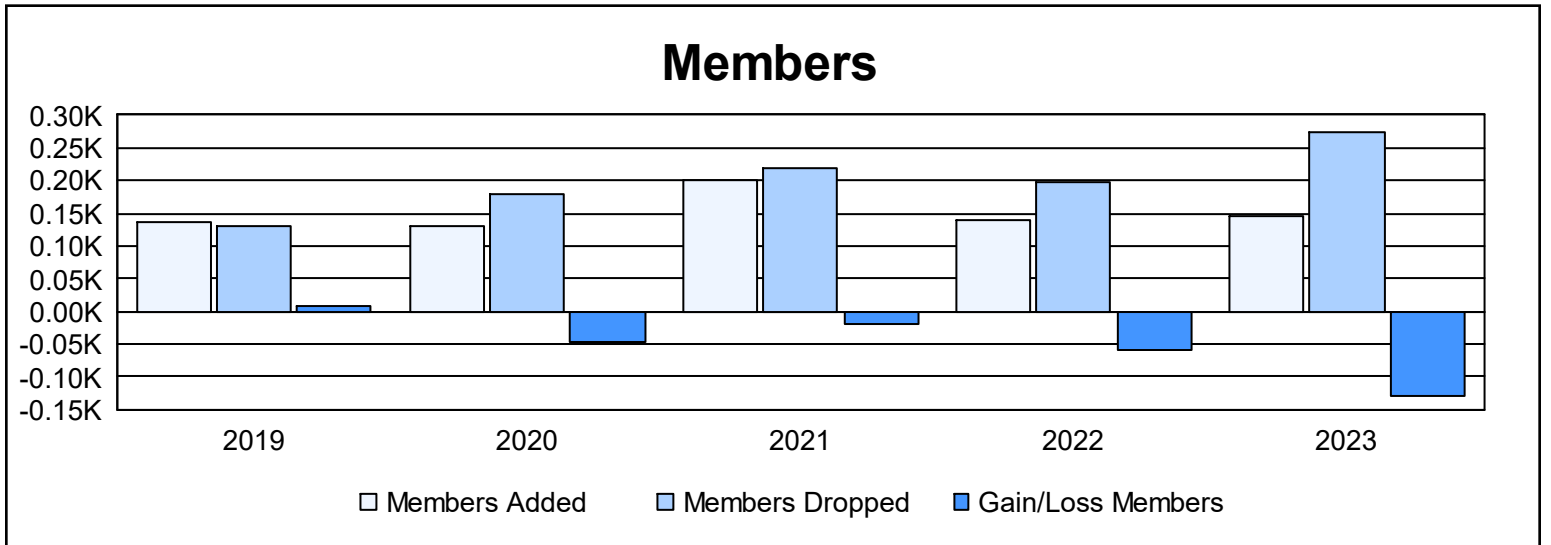
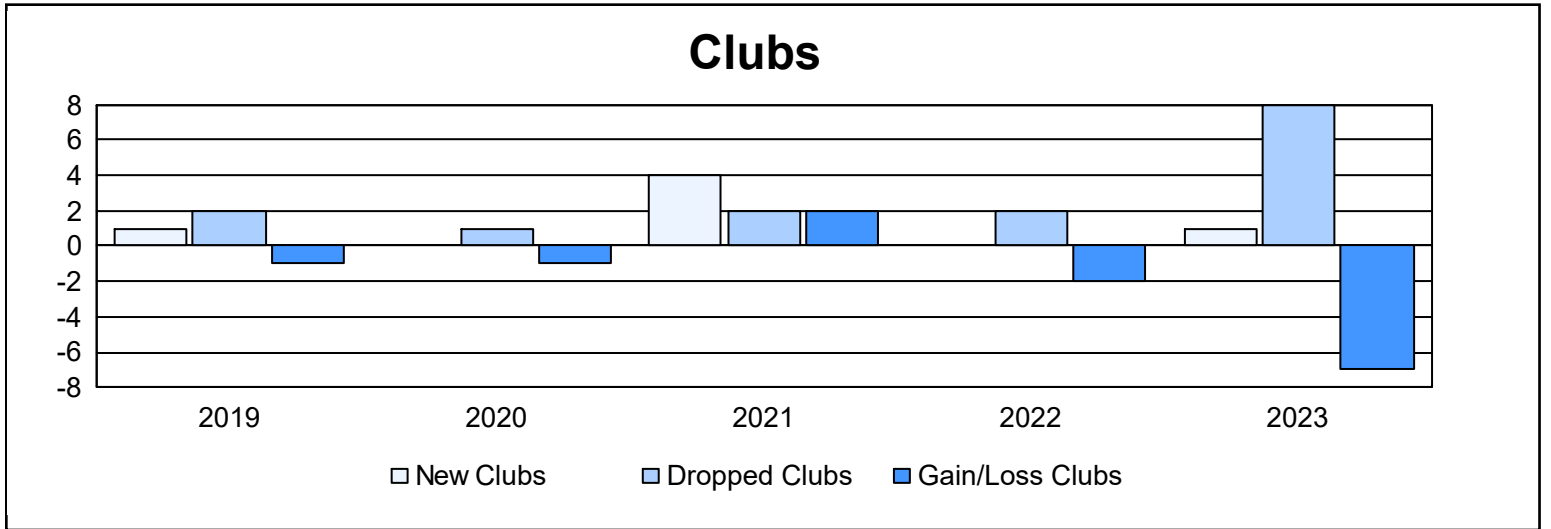
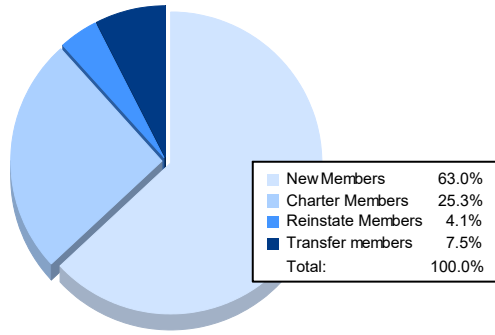


| Year           | New Clubs | Dropped Clubs | Gain/ Loss Clubs | New Members | Charter Members | Reinstate Members | Transfer Members | Total Member Added | Total Members Dropped | Gain/ Loss Members |
|----------------|-----------|---------------|------------------|-------------|-----------------|-------------------|------------------|--------------------|-----------------------|--------------------|
| 2018-2019      | 1         | 2             | -1               | 91          | 29              | 15                | 2                | 137                | 129                   | 8                  |
| 2019-2020      | 0         | 1             | -1               | 123         | 3               | 0                 | 4                | 130                | 178                   | -48                |
| 2020-2021      | 4         | 2             | 2                | 43          | 141             | 9                 | 8                | 201                | 220                   | -19                |
| 2021-2022      | 0         | 2             | -2               | 123         | 4               | 4                 | 8                | 139                | 197                   | -58                |
| 2022-2023      | 1         | 8             | -7               | 92          | 37              | 6                 | 11               | 146                | 275                   | -129               |
| <b>Average</b> | <b>1</b>  | <b>3</b>      | <b>-2</b>        | <b>94</b>   | <b>43</b>       | <b>7</b>          | <b>7</b>         | <b>151</b>         | <b>200</b>            | <b>-49</b>         |



### Membership Composition June 2023 Cumulative



### Gender Composition June 2023 Cumulative

